



Kia ora
Whānau



from Kus



Forage & create
**Mark Making
Tools**



What are Mark Making Tools?

MARK MAKING tools are unconventional handmade tools that you can make marks, write & draw with. Conventional mark making tools are pencils, pens, crayons & markers



WHAT YOU NEED

- foraged dry sticks, leaves, feathers, seed pods, grasses
- string, thread, cord, rubber bands
- scissors

Step 1

Tāhi

FORAGE & COLLECT


- Dry sticks, leaves, grasses, seed pods & feathers



Step 2

Rua

- MAKE tools to draw & make marks with
- USE string, thread & rubber bands as binding



Step 3

Toru

- I experimented with mark making tools to see what marks they made



Step 4

Whā

- I experimented making circular marks




Step 5


Rima

- RESEARCH ideas on how to make your own natural dye.
- These were made with beetroot, coffee & hibiscus tea





Visit me and share
mark making tools
you 've make



HAPPY
Tinkering
&
Making!

from Kus